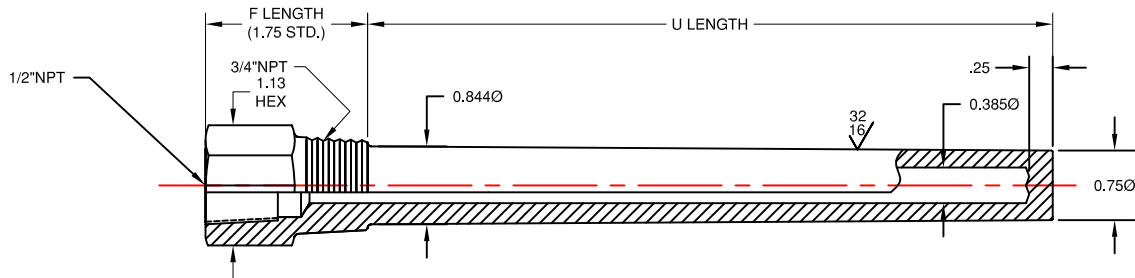
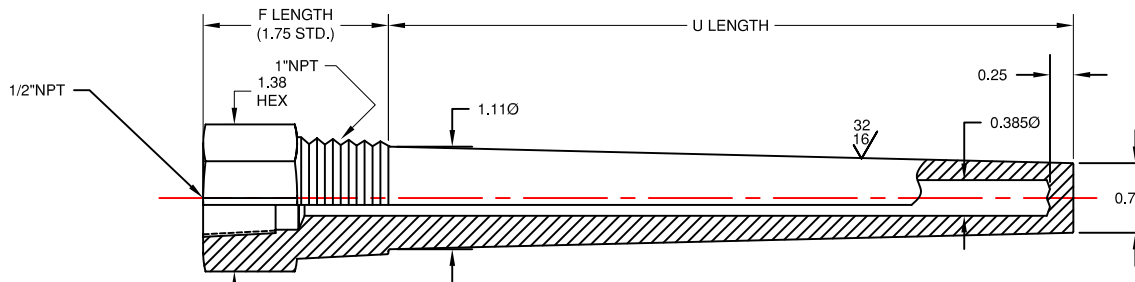


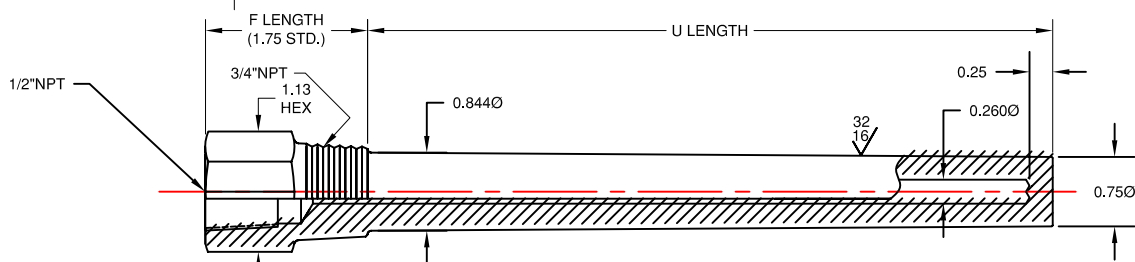
# THERMOWELLS



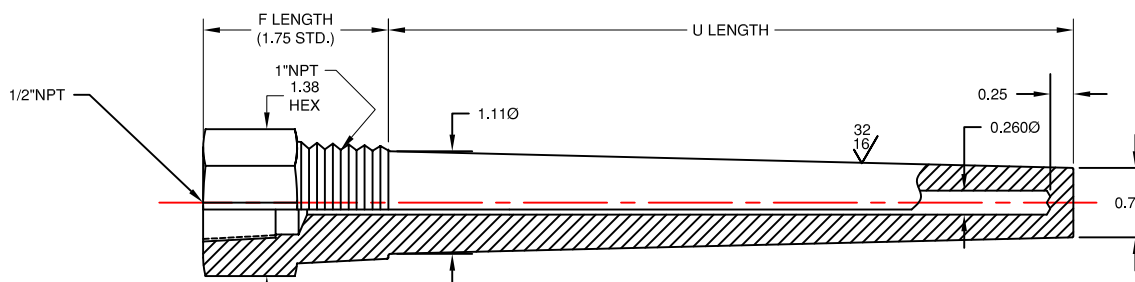
**TYPE 12**



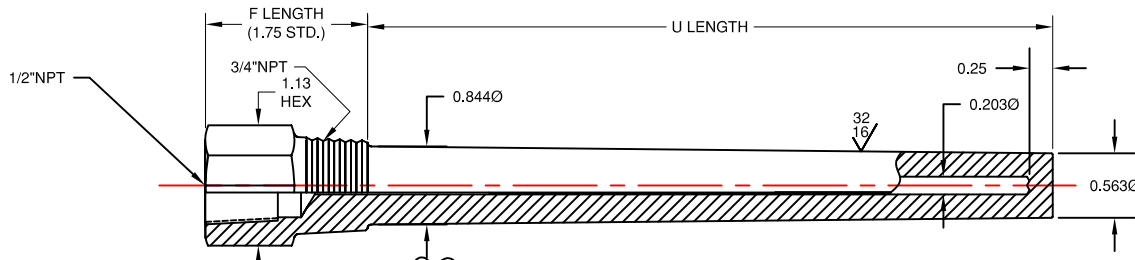
**TYPE 14**



**TYPE 121**



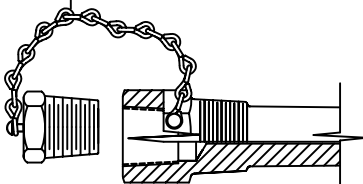
**TYPE 141**



**TYPE 11**

**STANDARD TOLERANCES**

U LENGTH  
12" or Less  $\pm 0.063$   
12" or Over  $\pm 0.13$   
F LENGTH  
 $\pm 0.25$   
STEM DIAMETER  
 $\pm 0.015$   
BORE DIAMETER  
 $+0.005/-0.003$   
END THICKNESS  
 $\pm 0.063$



**PLUG & CHAIN**

Prevent foreign matter from entering test wells when not in use. Plugs are available in Brass or Stainless Steel. A captive chain is attached to prevent loss. To order as a test well specify plug & chain code letters after well ordering code.

CODE	PLUG & CHAIN
-BPC	BRASS
-SSPC	STN. STL.

**ORDERING CODE**

TW                  

CODE	THERMOWELL TYPE (INSERT WELL TYPE)

CODE	U LENGTH (IN INCHES)

CODE	WELL MATERIAL
P	304 STN. STL.
B	BRASS
R	316 STN. STL.
PLorRL	304 or 316L STN. STL.
N	CARBON STEEL

CODE	F LENGTH (IN INCHES)



TEMPERATURE MEASUREMENT DESIGNER'S GUIDE  
WWW.THERMO-ELECTRIC-DIRECT.COM

**SECTION TWPT**

**DRILLED THREADED  
THERMOWELLS, TAPERED SHANK**

The information contained hereon shall be considered the sole property of Thermo Electric Company, Inc. The recipient thereof agrees not to disclose or reproduce said information to parties outside the recipient's organization without the written permission of Thermo Electric.

Doc. No.: TE-CO010109-TWPT-030